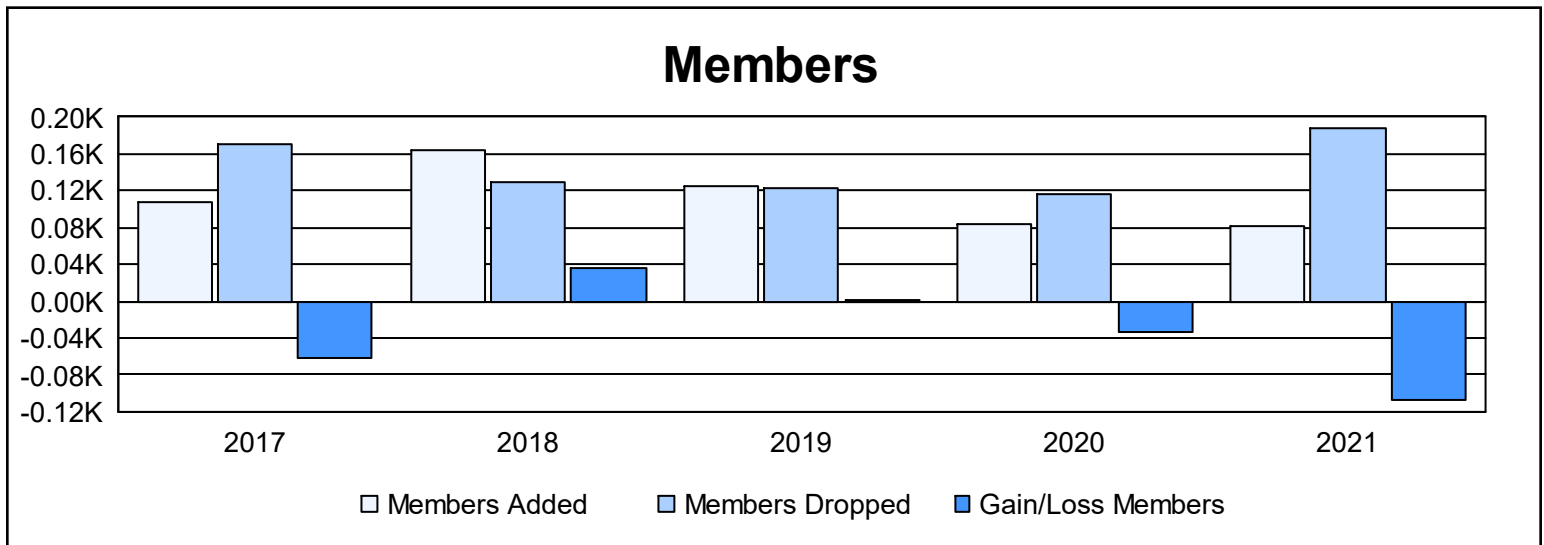
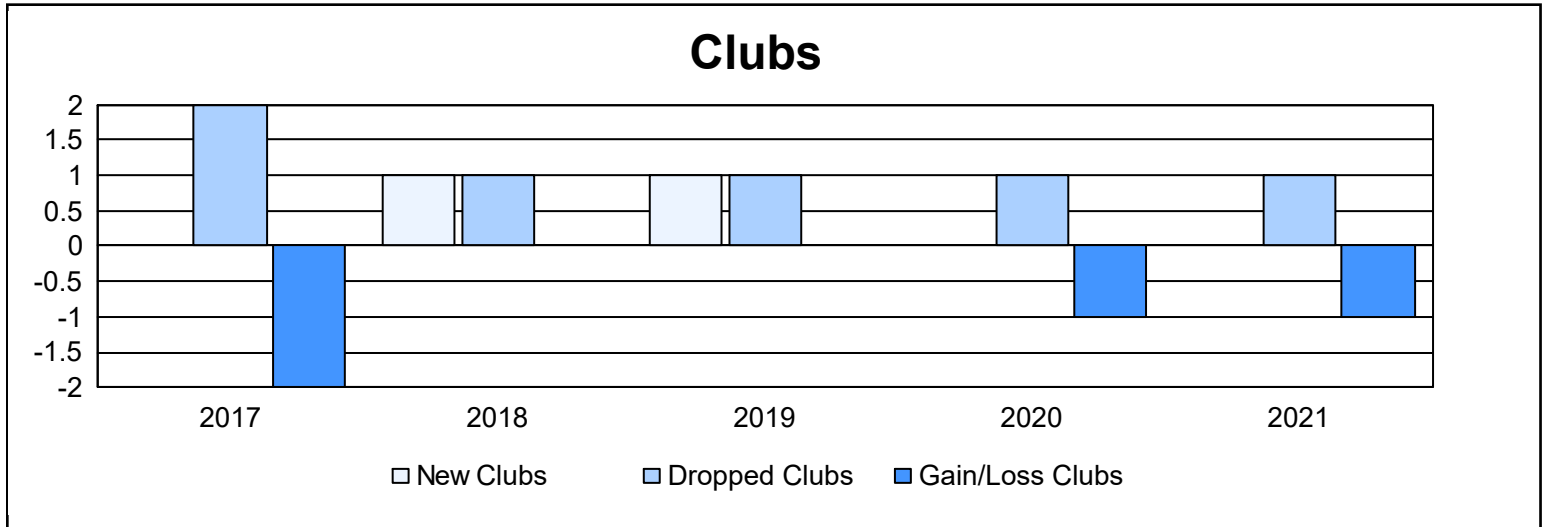
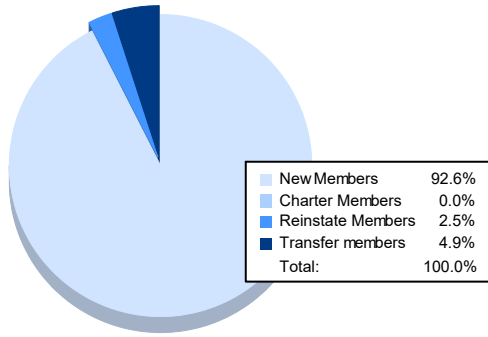


| Year           | New Clubs | Dropped Clubs | Gain/ Loss Clubs | New Members | Charter Members | Reinstate Members | Transfer Members | Total Member Added | Total Members Dropped | Gain/ Loss Members |
|----------------|-----------|---------------|------------------|-------------|-----------------|-------------------|------------------|--------------------|-----------------------|--------------------|
| 2016-2017      | 0         | 2             | -2               | 102         | 0               | 4                 | 2                | 108                | 170                   | -62                |
| 2017-2018      | 1         | 1             | 0                | 126         | 26              | 7                 | 5                | 164                | 129                   | 35                 |
| 2018-2019      | 1         | 1             | 0                | 91          | 26              | 6                 | 1                | 124                | 123                   | 1                  |
| 2019-2020      | 0         | 1             | -1               | 80          | 0               | 1                 | 2                | 83                 | 117                   | -34                |
| 2020-2021      | 0         | 1             | -1               | 75          | 0               | 2                 | 4                | 81                 | 188                   | -107               |
| <b>Average</b> | <b>0</b>  | <b>1</b>      | <b>-1</b>        | <b>95</b>   | <b>10</b>       | <b>4</b>          | <b>3</b>         | <b>112</b>         | <b>145</b>            | <b>-33</b>         |



### Membership Composition June 2021 Cumulative



### Gender Composition June 2021 Cumulative

